

# STRIDE Word Search

J H U K K O G N E A D U M G P G  
 J E R G R A I A G B E N A D B H  
 K I N U B V T L Z E W A T R R A  
 K A C N E E L I G R E G T I Y Y  
 L C A K I E T E E R Y E H C C H  
 O C D J H F K H I F E M E K E Y  
 G E E C C E E Y A R O T W Y E M  
 A B T H S O J R E N R O C N E S  
 N I E I L R A H C L Y A T H I O  
 M N E H P E T S F O D I K V E I  
 Y B L O C R N K A J H A A A D N  
 T A Y L O R A A N W O R R S I C  
 E P O H T R H Y N B T H A B V H  
 Q K O P Z T T L I O R M N Q A F  
 L M J O N D A A E A I E G T D Q  
 J O S I Q U N I K K I N N D Y N

Circle the words that have your friends names listed in the box below. Words can go left to right, backwards, upside down, and diagonal.







This is not an easy word search but hopefully you will love the challenge!

I will show you the answer key on Thursday.  
 Good Luck!







BECCA	BETHANY	BRADLEY	BREN	BRYCE	CADE	CHARLIE
COLBY	DAVID	DEWEY	FANNIE	GRECTHEN	HOPE	
JENNIFER	JOHN	JON	JOSH	KARRIE	KATIE	KAYLA
KEVIN	KIRK	LOGAN	MATTHEW	MEGAN	MITCHELL	NATHAN NIKKI
REBA	RICKY	SAM	STEPHEN	TAYLOR	TRAVIS	WHITNEY

# Counting Dimes, Nickels, and Cents 2





1. Write the total amount in cents.

<p>a.  _____ ¢</p>	<p>b.  _____ ¢</p>
<p>c.  _____ ¢</p>	<p>d.  _____ ¢</p>
<p>e.  _____ ¢</p>	<p>f.  _____ ¢</p>

2. Draw one nickel more — how much money now?

<p>a.  _____ ¢</p>	<p>b.  _____ ¢</p>
<p>c.  _____ ¢</p>	<p>d.  _____ ¢</p>
<p>e.  _____ ¢</p>	<p>f.  _____ ¢</p>

3. Draw one dime more — how much money now?

<p>a.  _____ ¢</p>	<p>b.  _____ ¢</p>
<p>c.  _____ ¢</p>	<p>d.  _____ ¢</p>

# Quarters




One quarter is 25 cents.

The word "quarter" means one-fourth. A quarter coin is one-fourth part of a dollar.

One dollar is 100 cents, and is written \$1.



4 quarters  
1 dollar



100¢  
1 dollar = \$1



Two quarters = 50¢.



Three quarters = 75¢



25¢



35, 45, 55

(count dimes by tens)



56, 57¢

Count the quarters first since they have the biggest cent-value.

1. Quarters and dimes. Write the total amount in cents.

a.



b.



c.



d.



e.



f.



g.



h.

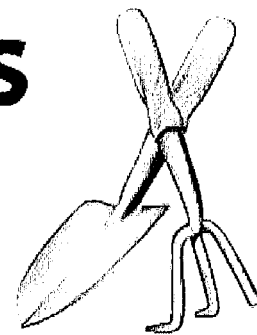


i.



# Summer Activities

## Word Scramble!



NGIDGNARE

--	--	--	--	--	--	--	--	--	--

WMNMGISI

--	--	--	--	--	--	--	--

INGIKH

--	--	--	--	--	--

IKNGIB

--	--	--	--	--	--

KNICCGIINP

--	--	--	--	--	--	--	--	--	--

LPGINAY

--	--	--	--	--	--	--

SRGTAANIGZ

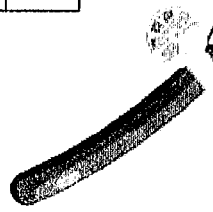

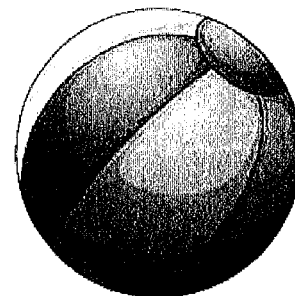
--	--	--	--	--	--	--	--	--	--

KWGLIAN

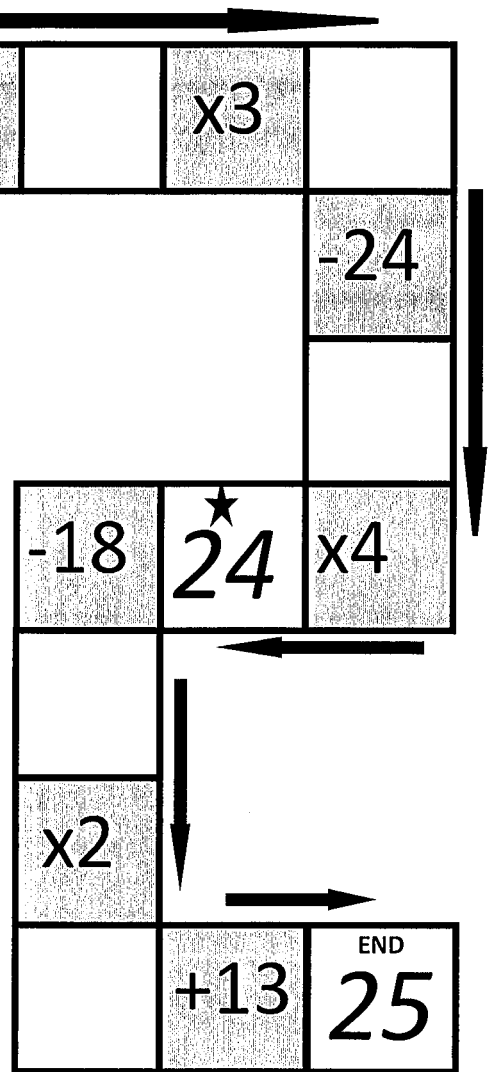
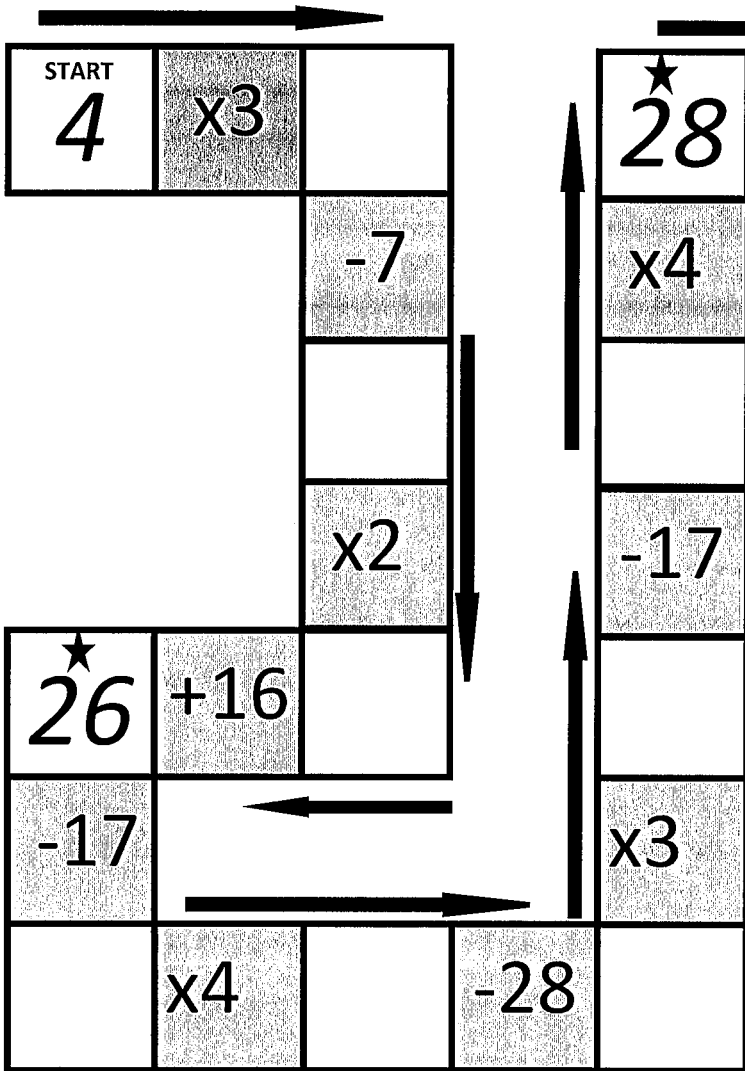
--	--	--	--	--	--	--

NSHFIGI

--	--	--	--	--	--	--








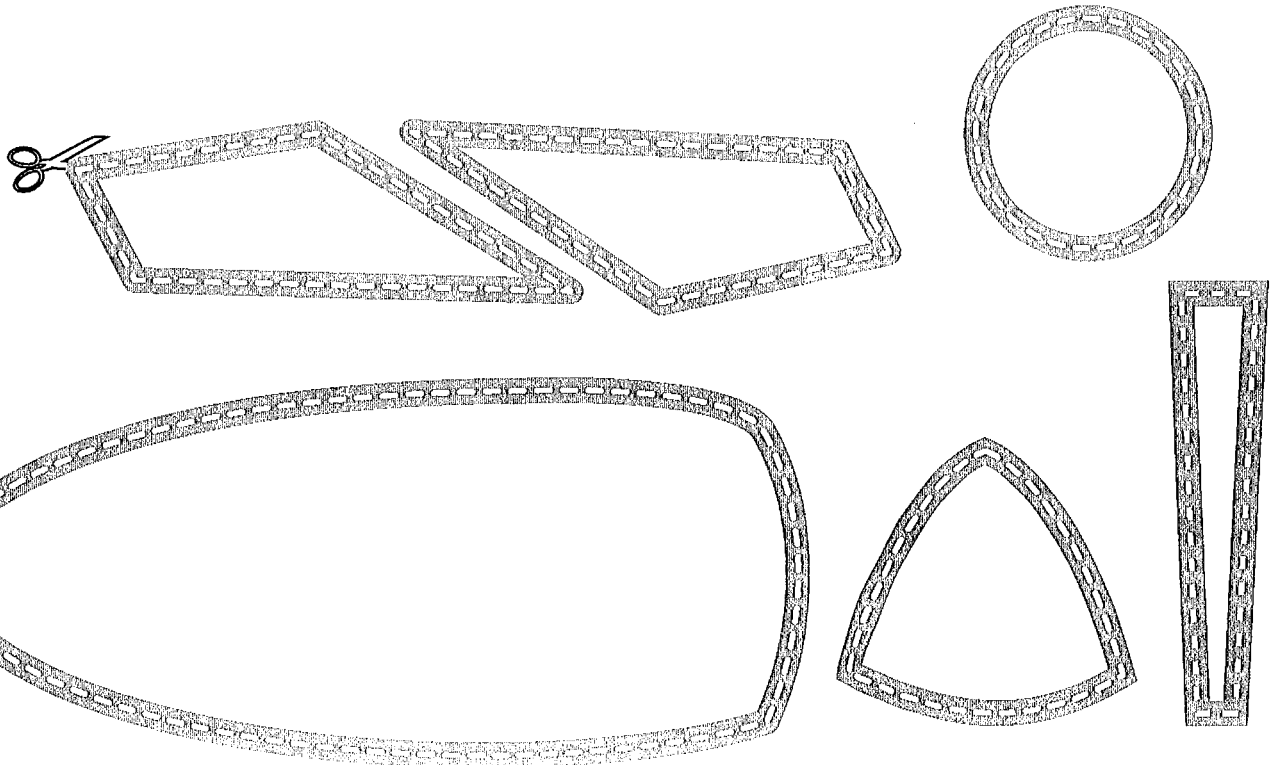
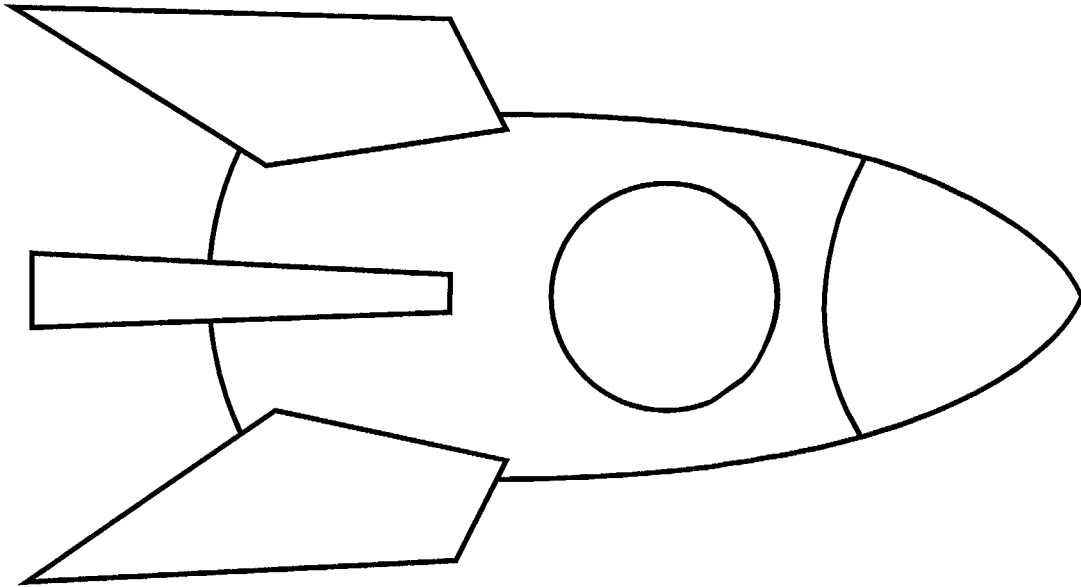
Name: \_\_\_\_\_

Scissor Skills



# Build a Rocket


Cut the shapes along the dashed lines and glue them on top of the spaceship.



# ERGO HALLOWEEN SPOT-THE-DIFFERENCE

BY TIM VAN DE VALL

GEORGE, TESSA, AND MCLUFF ARE RUNNING TO SAVE THEIR HALLOWEEN LOOT FROM ARROWBOT, THE CANDY-CRAZED MUMMY. CAN YOU FIND ALL 30 DIFFERENCES BETWEEN THE 2 SCENES?



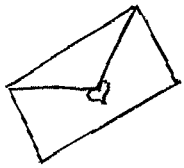
For Ergo comics and activities, please visit [www.ergocomic.com](http://www.ergocomic.com)

For free educational activities, please visit Tim's Printables at [www.timvandevall.com](http://www.timvandevall.com)

Copyright © Tim van de Vall



Answer the questions below. Underline your evidence.



# A Secret Valentine

When Lana got to school on Valentine's Day, there was a small red envelope on her desk. She opened it up and found a card inside that said, "Thanks for being a special friend!" Lana was very happy to get the card, but it didn't say who it was from.

She looked around the room to see if anyone was watching her open the valentine, but no one was. She looked back at the note and noticed that it was written in a purple glitter pen. Lana only knew one person who always wrote with a purple glitter pen - her friend Stacy!

When Lana saw Stacy at lunch, she ran up to her and said, "Thanks for the valentine!"

"You're welcome," Stacy said, "but how did you know it was from me?"

"That's easy," Lana said with a smile, "I just followed the clues!"

--	--	--



What did Lana find on her desk?

---

---



How did Lana know the note was from Stacy?

---

---



How did Lana feel about getting the card?

---

---

How would you feel if you got a secret note?

---

---

---

---

Make an inference. How do you think Lana felt when she didn't know who the card was from? \_\_\_\_\_

Circle words or phrases in the passage that gave you a clue.



Read the passage 3 times.

Answer the questions below. Underline your evidence.



# New Year's Eve

Ron was so excited about New Year's Eve this year. He was going to his cousin Ted's house to stay the night, and they were going to stay up until midnight.

On New Year's Eve, Ron and Ted watched a movie, ate popcorn, made hot cocoa, and played games. By 10:30, they both were yawning and trying to keep their eyes open. They decided it would be ok to lay down in their sleeping bags and talk until midnight.

After a few minutes of talking, Ron and Ted both fell asleep. The next morning, Ron was sad that he didn't stay up until midnight. Ted just smiled and reminded him that even though they fell asleep before they wanted to, they still had a very fun night!

--	--	--



Why is Ron excited about New Year's Eve?

---



---



When did Ron and Ted fall asleep?

---



---



Why was Ron sad in the morning?

---



---

What did you do on New Year's Eve?

---



---



---



---

Make an inference. How were Ron and Ted feeling at 10:30?

sad      scared      sleepy

Circle words or phrases in the passage that gave you a clue.



Name: \_\_\_\_\_

# Sleeping Beauty Color by Number

Color each space according to the following code to reveal the hidden picture:

1 - dark pink


3 - cream

5 - yellow

2 - light pink

4 - green

6 - gold



© www.123homeschool4me.com

Aurora has a pink dress.

Name: \_\_\_\_\_

# Sleeping Beauty Color by Number

Color each space according to the following code to reveal the hidden picture:

1 - red

3 - cream


5 - yellow

7 - gray

2 - black

4 - blue

6 - orange



© www.123homeschool4me.com

The prince has a red cape.

Name: \_\_\_\_\_

# Sleeping Beauty Color by Number

Color each space according to the following code to reveal the hidden picture:


1 - pink

3 - cream

5 - yellow

2 - black

4 - purple



© www.123homeschool4me.com

Maleficent can turn into a dragon.



# ANT-MAN

