



# Secret Code



Find the numbers and use the code to find the answer to the riddle.

$80 - 72 - 64 - \diamond - 48$	<b>B</b>
--------------------------------	----------

$62 - 52 - 42 - 32 - \diamond$	<b>L</b>
--------------------------------	----------

$900 - 870 - \diamond - 810 - 780$	<b>O</b>
------------------------------------	----------

$45 - \diamond - 69 - 81 - 93$	<b>K</b>
--------------------------------	----------

$24 - 29 - 34 - 39 - \diamond$	<b>C</b>
--------------------------------	----------

$700 - 695 - 690 - \diamond - 680$	<b>O</b>
------------------------------------	----------

$\diamond - 120 - 100 - 80 - 60$	<b>H</b>
----------------------------------	----------

$15 - \diamond - 45 - 60 - 75$	<b>A</b>
--------------------------------	----------

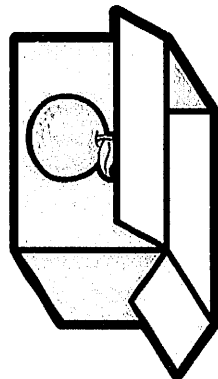

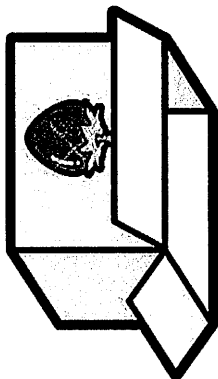


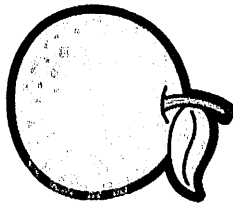

$25 - 50 - \diamond - 100 - 125$	<b>O</b>
----------------------------------	----------

$39 - \diamond - 53 - 60 - 67$	<b>T</b>
--------------------------------	----------

$77 - 66 - 55 - 44 - \diamond$	<b>C</b>
--------------------------------	----------

$95 - 85 - 75 - 65 - \diamond$	<b>S</b>
--------------------------------	----------







56	30	33	57	46	685	55	44	140	840	75	22















# Counting by 10's







Name: \_\_\_\_\_







Fill in the missing numbers.







a)      

b)      

c)      

d)      

e)      


f)      





















# Spring Counting Worksheet

## Skip Counting by 5's

Name \_\_\_\_\_

Trace the numbers. Count by 5's and write the missing numbers inside the signs.

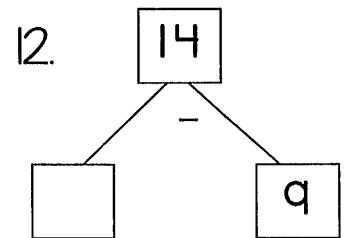
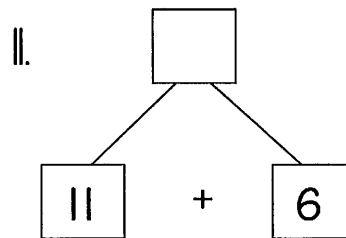
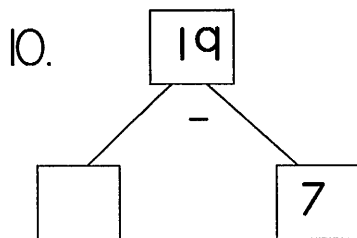
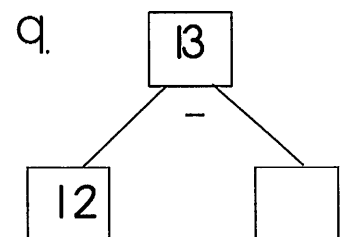
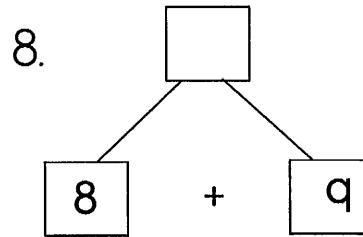
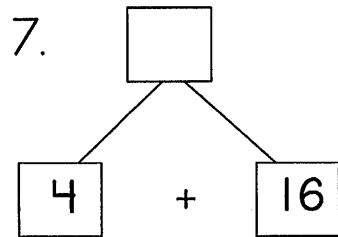
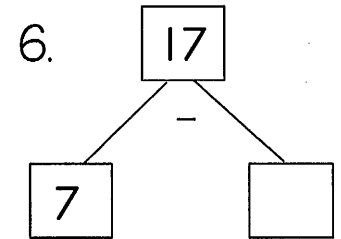
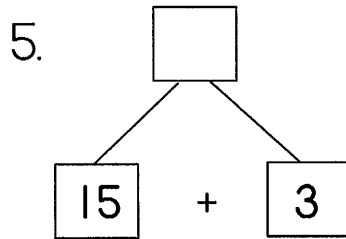
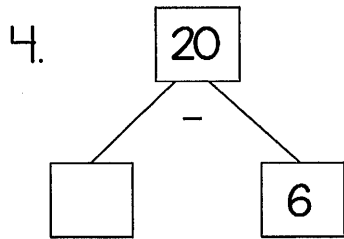
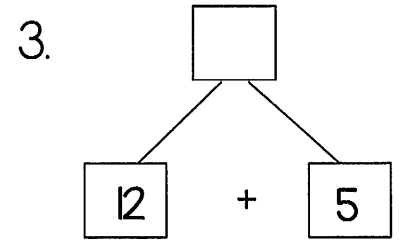
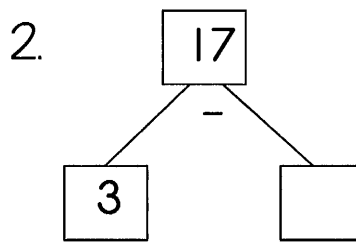
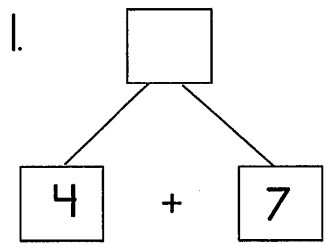
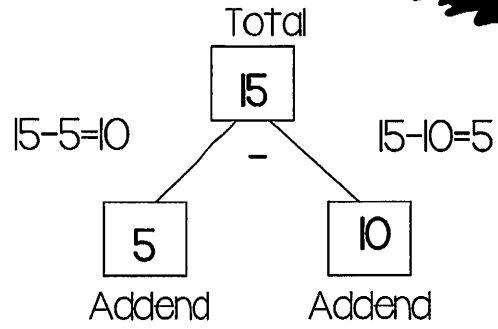
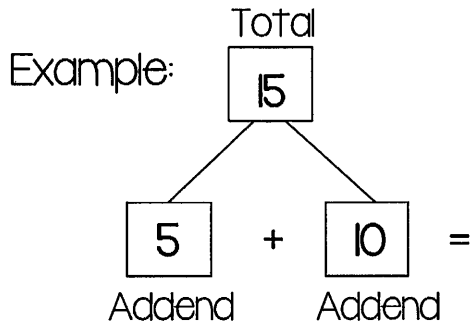


 5			 20	
	 35			 50
			 70	
	 85			



Name \_\_\_\_\_

# Math Mountain Fun





## Money Worksheet

Name \_\_\_\_\_

1. I have \$20. If I buy a CD for \$5, how much money will I have left?

Answer: \_\_\_\_\_

2. You earn \$3 an hour for cutting the lawn. How much will you earn if you worked for 3 hours?

Answer: \_\_\_\_\_

3. You want to buy a new game that costs \$40. You only have \$12. How much money will you have to save before you can purchase the game?

Answer: \_\_\_\_\_

Name \_\_\_\_\_

Date \_\_\_\_\_



## ROW OF COINS CHALLENGES 4A



*Use the same coins (above) for both challenges.*

### CHALLENGE A

Put the coins above in a row so that:

- the total of the first 3 coins is 40¢.
- the total of the last 3 coins is 31¢.
- the total of the middle three coins is 36¢.
- the first coin is worth double the value of the second coin.
- The row of coins does not start or end with a nickel.

### CHALLENGE B

Put the coins above in a row so that:

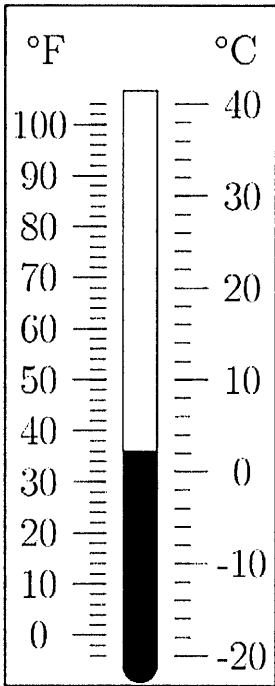
- There are four coins in between the two dimes.
- The last coin is worth half as much as the first coin.
- The middle three coins are worth 31¢.
- The total of the first 4 coins is 65¢.
- The two quarters are not next to each other.



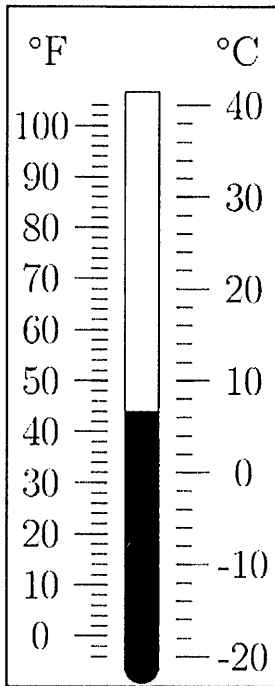


# Reading Temperature (C)

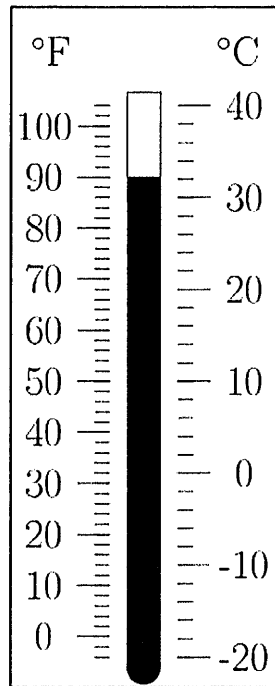
Read and record the temperatures in degrees Celsius and degrees Fahrenheit.



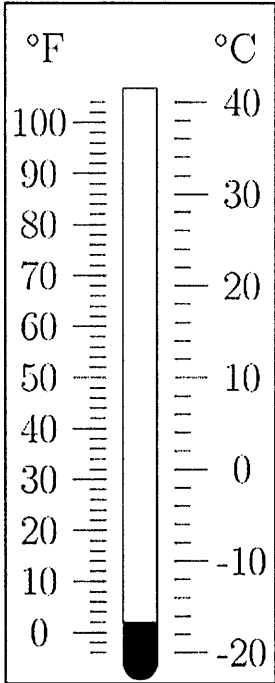
\_\_\_\_\_°C  
\_\_\_\_\_°F



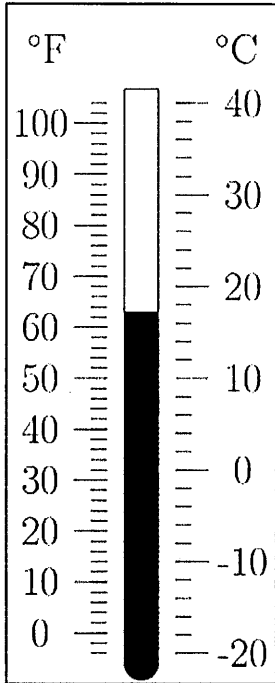
\_\_\_\_\_°C  
\_\_\_\_\_°F



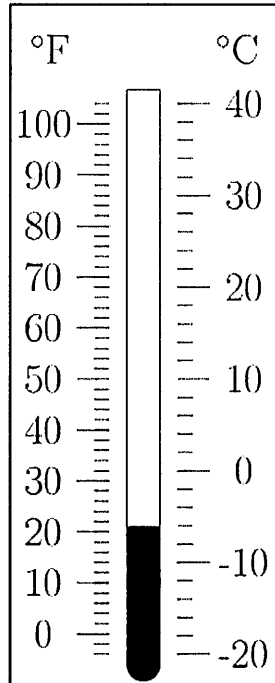
\_\_\_\_\_°C  
\_\_\_\_\_°F




\_\_\_\_\_°C  
\_\_\_\_\_°F



\_\_\_\_\_°C  
\_\_\_\_\_°F


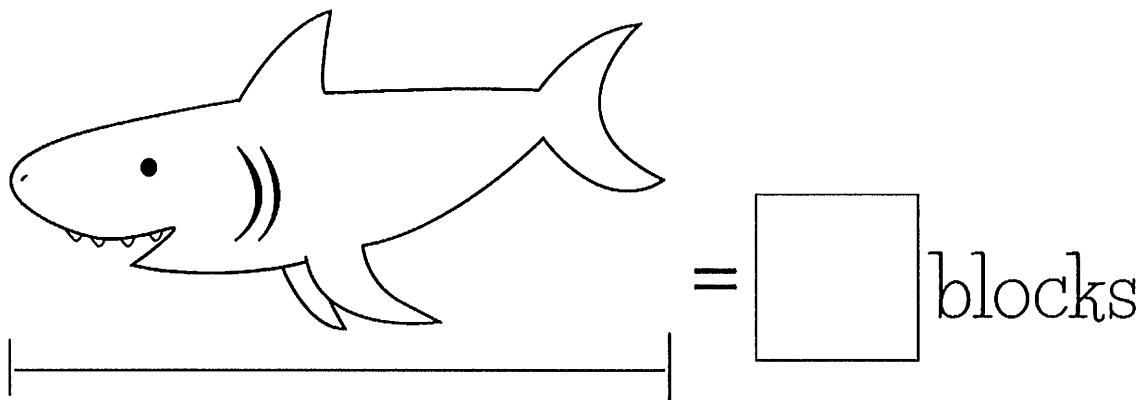
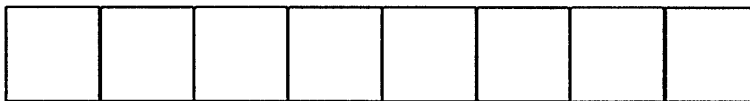
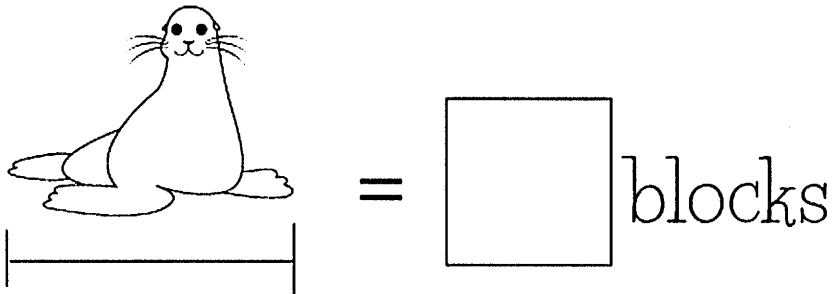

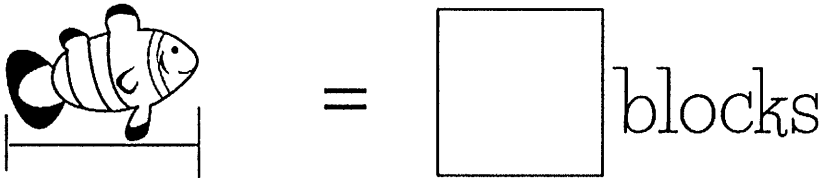


\_\_\_\_\_°C  
\_\_\_\_\_°F



Name \_\_\_\_\_

How many blocks equal the length of these sea animals?  
Write the answer in each box.


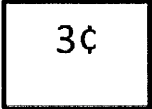

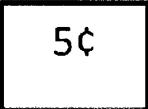
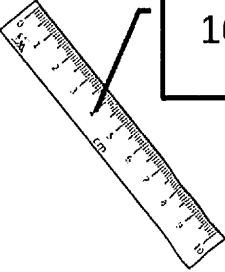
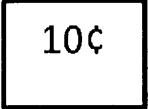
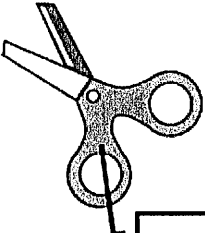
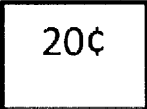


Name \_\_\_\_\_

Date \_\_\_\_\_



# MONEY PROBLEMS SHEET 2A

pencil	pen	ruler	scissors
 	 	 	 

- 1) How much do 2 pencils cost? \_\_\_\_\_
- 2) How much does a ruler and a pen cost? \_\_\_\_\_
- 3) How many dimes would I need to buy some scissors? \_\_\_\_\_
- 4) How much more does a pen cost than a pencil? \_\_\_\_\_
- 5) Frazer has the coins below. Can he buy a ruler, a pen and a pencil?



- 6) Sally buys 3 rulers. How much money will it cost? \_\_\_\_\_
- 7) Newton has a dime and a nickel. How much more money does he need to buy some scissors? \_\_\_\_\_
- 8) If I had 3 nickels, could I buy 4 pens? \_\_\_\_\_

Name \_\_\_\_\_

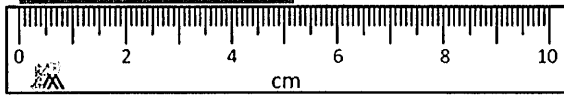
Date \_\_\_\_\_



# READING SCALES 5F

Use your knowledge of fraction and the number system to work out these measurements. The measurements are in both standard and metric form.

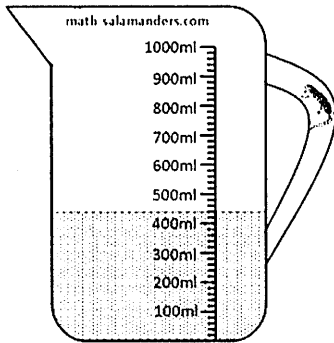
1) How long? \_\_\_\_\_



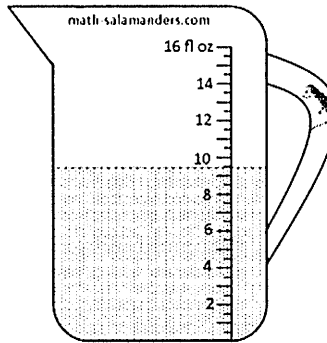
2) How long? \_\_\_\_\_



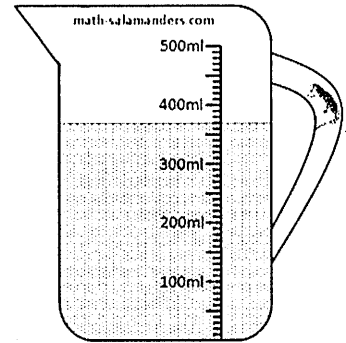
3) How much? \_\_\_\_\_



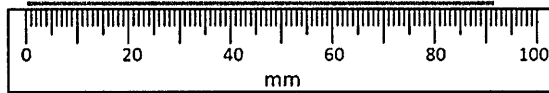
4) How much? \_\_\_\_\_



5) How much? \_\_\_\_\_



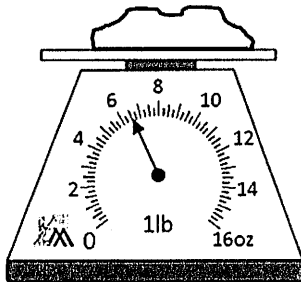
6) How long? \_\_\_\_\_



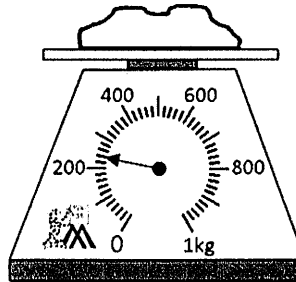
7) How long? \_\_\_\_\_



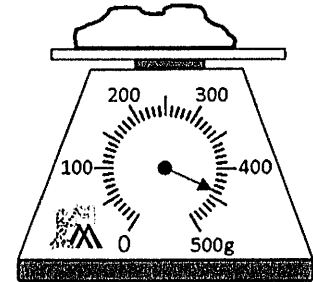
8) How heavy? \_\_\_\_\_



9) How heavy? \_\_\_\_\_



10) How heavy? \_\_\_\_\_




Name \_\_\_\_\_

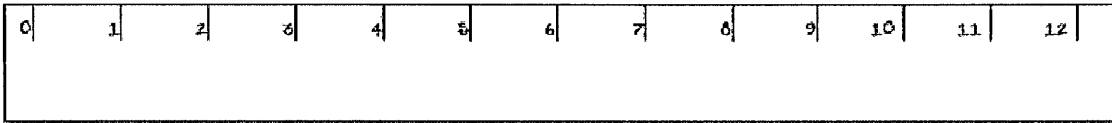
Use the ruler to measure the school items to the nearest inch.





\_\_\_\_\_ inches



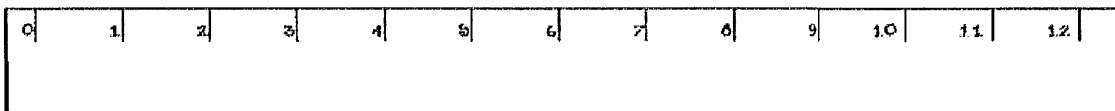
\_\_\_\_\_ inches



\_\_\_\_\_ inches



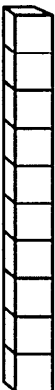




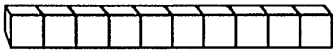

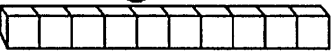


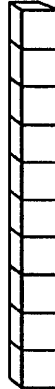

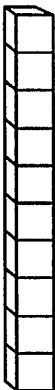

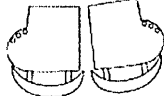
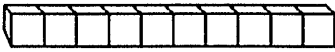
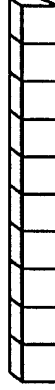

\_\_\_\_\_ inches



Name: \_\_\_\_\_

# Nonstandard Measurement

Measure and record the number of units for each picture.

 <p>_____ units</p> 	 <p>_____ units</p> 	<p>_____ units</p>  
<p>_____ units</p>  	 <p>_____ units</p> 	 <p>_____ units</p> 
 <p>_____ units</p> 	<p>_____ units</p>  	 <p>_____ units</p> 

Name: \_\_\_\_\_

# Summer Word Search



B	L	I	S	T	E	R	I	N	G	H	E	A	T	E	F	J
V	T	J	K	A	D	N	M	H	X	U	V	U	Y	Q	U	F
X	G	J	U	L	Y	F	O	U	R	T	H	T	B	J	E	O
F	I	N	D	E	P	E	N	D	E	N	C	E	D	A	Y	U
B	A	C	K	P	A	C	K	I	N	G	B	O	E	T	S	R
J	D	J	E	W	P	W	B	S	S	B	B	O	T	Z	N	T
Y	O	A	J	A	P	X	W	T	C	B	V	M	S	V	U	H
T	A	A	I	R	C	O	N	D	I	T	I	O	N	E	R	O
H	I	J	U	M	W	B	G	W	L	T	J	H	S	S	R	F
U	V	Q	F	W	F	F	E	H	Z	E	H	W	I	E	K	J
N	D	M	O	E	P	L	Y	M	X	P	N	H	G	A	S	U
D	R	O	J	A	M	R	J	J	C	X	L	W	H	R	W	L
E	C	J	A	T	J	X	Z	M	G	E	B	M	T	I	I	Y
R	L	W	H	H	T	E	C	I	K	R	E	E	S	N	M	J
S	U	M	M	E	R	S	O	L	S	T	I	C	E	G	M	O
T	L	A	D	R	M	W	Z	W	R	H	L	M	E	H	I	L
O	B	A	T	H	I	N	G	S	U	I	T	P	I	E	N	H
R	E	F	R	E	S	H	F	R	U	I	T	I	N	A	G	X
M	D	E	M	O	P	L	Y	F	K	C	T	U	G	T	C	F
R	E	C	R	E	A	T	I	O	N	T	Q	X	C	N	A	U
N	G	P	A	Z	N	E	N	G	X	K	J	P	M	V	P	T
F	Q	D	A	Y	D	M	T	Z	T	Y	K	H	W	X	O	Z




- |                  |              |             |
|------------------|--------------|-------------|
| INDEPENDENCE DAY | BATHING SUIT | BACKPACKING |
| AIR CONDITIONER  | SEARING HEAT | FRESH FRUIT |
| BLISTERING HEAT  | SWIMMING CAP | JULY FOURTH |
| SUMMER SOLSTICE  | THUNDERSTORM | SIGHTSEEING |
| FOURTH OF JULY   | WARM WEATHER | RECREATION  |



Name \_\_\_\_\_

# Nouns and Verbs


Directions: Cut and paste the verbs and nouns into the correct spots.



**Nouns**  
person, place  
or thing.



**Verbs**  
Show action.



Paste Noun Here	Paste Noun Here
Paste Noun Here	Paste Noun Here
Paste Noun Here	Paste Noun Here
Paste Noun Here	Paste Noun Here

Paste Verb Here	Paste Verb Here
Paste Verb Here	Paste Verb Here
Paste Verb Here	Paste Verb Here
Paste Verb Here	Paste Verb Here

© Annie Moffatt @ The Moffatt Girls 2014

run	feet	swim	book
boy	jump	bat	hop
sit	desk	candy	di
dog	play	look	pap






Name \_\_\_\_\_

Directions: Read the passage. Write the correct answer for each question.

## Art Class

Rita is at art class. She wants to paint a picture of the sky. Rita paints a fluffy white cloud. She paints a big yellow sun under the cloud. Rita thinks her picture is pretty. She feels very happy!




What does Rita want to paint a picture of?

Where does Rita paint the sun?

How does Rita feel about her picture?





One of the things I like best about school is my art class. We have a great teacher named Mrs. Hilbert. She is a wonderful artist. I love to watch her draw and paint. She taught us how to mix paint to make just the right colors for our paintings. She plays good music while we draw and paint. We draw and paint almost everyday in class. Some days we look at pictures of other artists. It is interesting to do this. It helps me to think of things that I want to paint or draw. We have an art exhibit in May this year. Our work will be in one of the banks in our town. We are inviting people from

the community to our exhibit. Our parents are invited to go with us. I have three paintings I am working on now. I hope one of them will be chosen to be in the exhibit. I like having a goal to work toward.

### ANSWER THE QUESTIONS:

1. What is one of the favorite classes of this student?

- a. math
- b. reading
- c. art
- d. music

2. The author describes Mrs. Hilbert as a \_\_\_\_\_.

- a. nice lady
- b. wonderful artist
- c. sweet person
- d. beautiful person

3. What did Mrs. Hilbert teach the class to do?

- a. bake chocolate cake
- b. write great stories
- c. mix paint
- d. do long division

4. Why does it help this student to see the works of other artists?

- a. to learn to draw
- b. mix paint
- c. to think about what she wants to paint
- d. none of these

5. Where will the art exhibit be?

- a. at the library
- b. at one of the banks
- c. at the school
- d. at one of the churches

6. What does this student hope will happen with her paintings?

- a. one of them will be sold
- b. one of them will be chosen for the exhibit
- c. one of them will be of her younger sister
- d. one of them will be lost


# I Spy With My Little Eye



**CAT      JAM      TOP      BEE      FROG**

**BALL      BELL      CUP      FISH      STAR**

**SUN      PIG      MOON      DOLL      FLY**





Ariel and Flounder love to dress up.



