

Name: _____


Date: _____

Grade 1 Reading Worksheet

The Hippopotamus

Read the poem then answer the questions:

A hippopotamus comes to school,
And jumps into the swimming pool,
The teacher says, "Don't make a fuss,
It's only a hippopotamus."
Under the water the hippo goes,
And tries to bite the children's toes,
The teacher says, "Don't scream at him,
He's only learning how to swim."



Answer each question.

1. What will you do when hippopotamus comes to your school?

2. What does the teacher say?

3. Where does hippopotamus go?

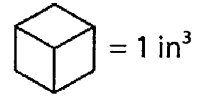
4. Write the four rhyming words from the poem.

Name : _____

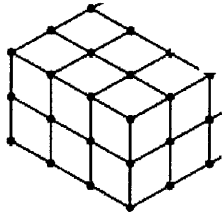
Volume - Counting Cubes

Sheet 1

Count the unit cubes and find the volume of each prism.

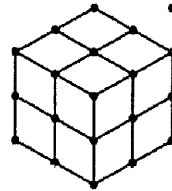


1)



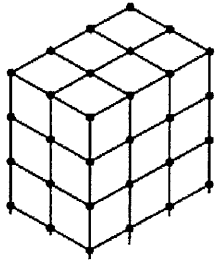
Volume = _____

2)



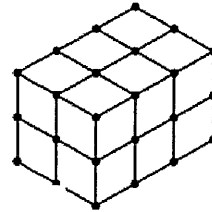
Volume = _____

3)



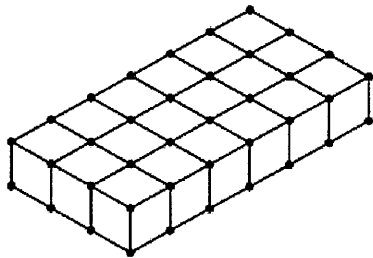
Volume = _____

4)



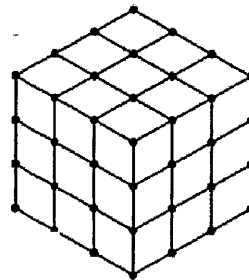
Volume = _____

5)



Volume = _____

6)



Volume = _____

Name: _____

I Can Compare Living and Nonliving Things

Directions: Cut out the pictures. Match them to the correct boxes, glue, and color.



check boxes when finished

CUT






MATCH

GLUE






COLOR




Living




Nonliving



© Melanie Ellsworth | Science Doodles 2015

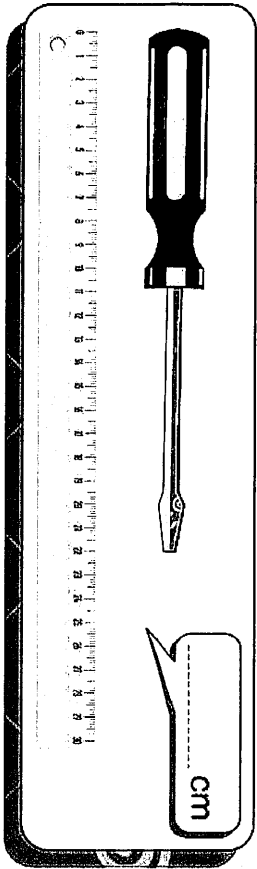


Measuring Objects



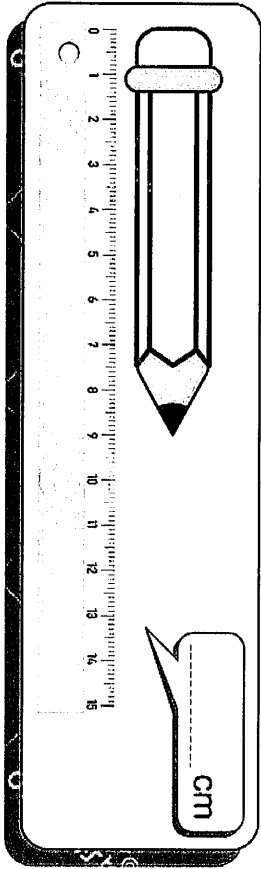
A comb is shown on a ruler. The ruler is marked from 0 to 20 centimeters. The comb is positioned vertically, starting at the 0 mark and ending at the 15 mark.

cm




A screwdriver is shown on a ruler. The ruler is marked from 0 to 20 centimeters. The screwdriver is positioned vertically, starting at the 0 mark and ending at the 10 mark.

cm



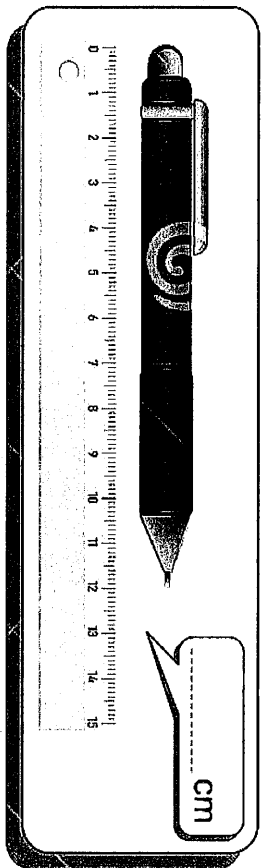
A pencil is shown on a ruler. The ruler is marked from 0 to 20 centimeters. The pencil is positioned vertically, starting at the 0 mark and ending at the 12 mark.

cm




A pen nib is shown on a ruler. The ruler is marked from 0 to 20 centimeters. The pen nib is positioned vertically, starting at the 0 mark and ending at the 10 mark.

cm




A ballpoint pen is shown on a ruler. The ruler is marked from 0 to 20 centimeters. The pen is positioned vertically, starting at the 0 mark and ending at the 15 mark.

cm



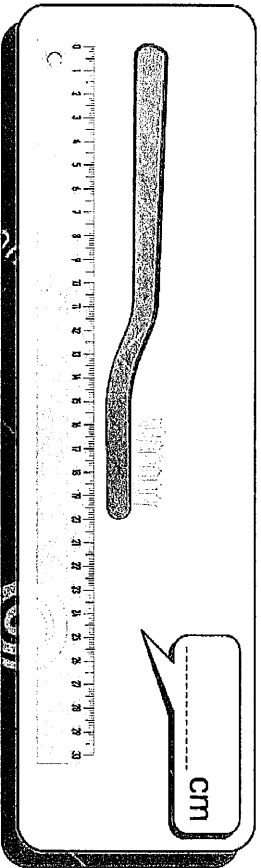
A pushpin is shown on a ruler. The ruler is marked from 0 to 20 centimeters. The pushpin is positioned vertically, starting at the 0 mark and ending at the 5 mark.

cm



A bandage with two cartoon characters is shown on a ruler. The ruler is marked from 0 to 20 centimeters. The bandage is positioned vertically, starting at the 0 mark and ending at the 10 mark.

cm



A comb is shown on a ruler. The ruler is marked from 0 to 20 centimeters. The comb is positioned vertically, starting at the 0 mark and ending at the 15 mark.

cm

Write the Correct Comparison Symbol (>, < or =) in Each Box

1) 332 640

11) 297 793

2) 714 228

12) 558 671

3) 811 138

13) 171 789

4) 405 510

14) 936 666

5) 815 159

15) 582 386

6) 849 428

16) 496 294

7) 781 485

17) 879 993

8) 400 361

18) 461 414

9) 124 574

19) 197 389

10) 132 153

20) 593 893



Subtracting 2-digit numbers, with regrouping

Grade 2 Subtraction Worksheet

Find the difference.

$$\begin{array}{r} 1. \quad 34 \\ - 29 \\ \hline \\ \hline \end{array}$$

$$\begin{array}{r} 2. \quad 68 \\ - 19 \\ \hline \\ \hline \end{array}$$

$$\begin{array}{r} 3. \quad 23 \\ - 15 \\ \hline \\ \hline \end{array}$$

$$\begin{array}{r} 4. \quad 98 \\ - 79 \\ \hline \\ \hline \end{array}$$

$$\begin{array}{r} 5. \quad 91 \\ - 23 \\ \hline \\ \hline \end{array}$$

$$\begin{array}{r} 6. \quad 45 \\ - 36 \\ \hline \\ \hline \end{array}$$

$$\begin{array}{r} 7. \quad 38 \\ - 19 \\ \hline \\ \hline \end{array}$$

$$\begin{array}{r} 8. \quad 20 \\ - 17 \\ \hline \\ \hline \end{array}$$

$$\begin{array}{r} 9. \quad 43 \\ - 39 \\ \hline \\ \hline \end{array}$$

$$\begin{array}{r} 10. \quad 98 \\ - 19 \\ \hline \\ \hline \end{array}$$

$$\begin{array}{r} 11. \quad 66 \\ - 59 \\ \hline \\ \hline \end{array}$$

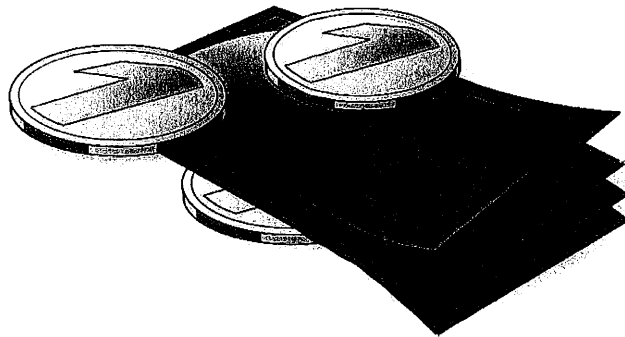
$$\begin{array}{r} 12. \quad 34 \\ - 25 \\ \hline \\ \hline \end{array}$$

Counting coins and bills

Grade 2 Money Word Problems Worksheet

Read and answer each question.

1. Michael had 4 quarters and 4 dimes. After he lost 50 cents, how much money did Michael have left?
2. Alexander has 2 five-dollar bills, 3 nickels and 2 pennies. How much money does Mia Alexander?
3. Isabella had \$2.78 and she spent a dollar and 2 quarters. How much money did Isabella had left?
4. Sofia has 2 quarters and Mia has 3 dimes and 1 nickel. They want to buy a pack of candies that costs 60 cents. How much money do they have left after buying the pack of candies?
5. Dan has \$1.35 and Evelyn has 1 one-dollar bill, 1 quarter and 3 nickels. Who has more money?
6. Grace has 3 dimes and 2 nickels. Abby has 56 cents. If Abby gives Grace one of her quarters, who has less money?

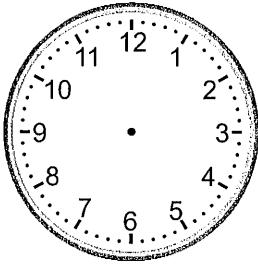


Telling time - quarter hours (draw the clock)

Grade 2 Time Worksheet

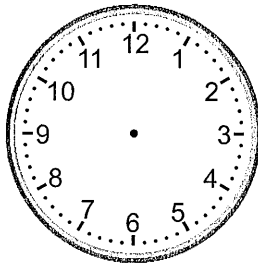
Draw the time shown on each clock.

1.



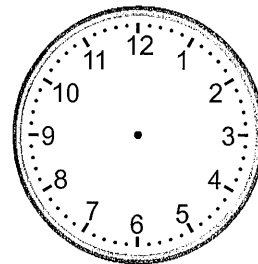
12:45

2.



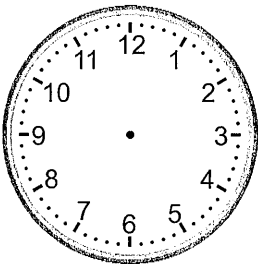
2:30

3.



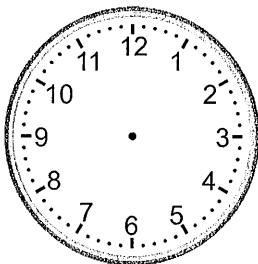
12:30

4.



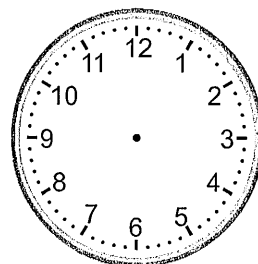
3:45

5.




6:15

6.



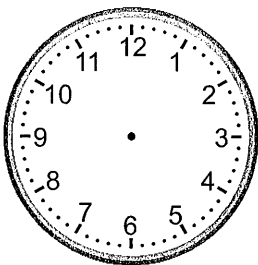
9:00

7.



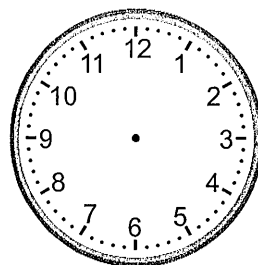
7:45

8.



9:45

9.



11:00

Name: _____

Date: _____

Replacing Words with Synonyms

Synonyms are words that have the same or similar meanings.

Synonyms for *pretty*: beautiful, gorgeous, attractive

below	glad	ill	hilarious	present	price	bright
error	thief	plump	blend	clean	aqua	

Replace each underlined word with a synonym from the word box.

1. His uncle brought a birthday gift wrapped in red paper. _____

2. The fat cat could barely climb up the tree. _____

3. My teacher was happy to see me. _____

4. The painting had brilliant shades of blue. _____

5. The dog curled up under the table. _____

6. My dad knows a lot of funny jokes. _____

7. The burglar stole the diamonds and gold. _____

8. I went home early because I felt sick. _____

9. You will need to mix the eggs and flour. _____

10. The cost of the toy was too high. _____

11. The fisherman stared out at the blue waters. _____

12. Max made a mistake on his math test. _____



Name: _____

CCSS 2.NBT.5 Fluently add and subtract within 100.....

2-Digit Addition With Regrouping: Ones

Directions: Find the sums.

$$\begin{array}{r} 19 \\ +34 \\ \hline \end{array}$$

$$\begin{array}{r} 13 \\ +18 \\ \hline \end{array}$$

$$\begin{array}{r} 77 \\ +16 \\ \hline \end{array}$$

$$\begin{array}{r} 54 \\ +36 \\ \hline \end{array}$$

$$\begin{array}{r} 77 \\ +19 \\ \hline \end{array}$$

$$\begin{array}{r} 37 \\ +44 \\ \hline \end{array}$$

$$\begin{array}{r} 66 \\ +29 \\ \hline \end{array}$$

$$\begin{array}{r} 32 \\ +28 \\ \hline \end{array}$$

$$\begin{array}{r} 71 \\ +19 \\ \hline \end{array}$$

$$\begin{array}{r} 38 \\ +17 \\ \hline \end{array}$$

$$\begin{array}{r} 38 \\ +49 \\ \hline \end{array}$$

$$\begin{array}{r} 72 \\ +19 \\ \hline \end{array}$$

$$\begin{array}{r} 76 \\ +15 \\ \hline \end{array}$$

$$\begin{array}{r} 55 \\ +26 \\ \hline \end{array}$$

$$\begin{array}{r} 36 \\ +47 \\ \hline \end{array}$$

$$\begin{array}{r} 41 \\ +49 \\ \hline \end{array}$$

$$\begin{array}{r} 36 \\ +14 \\ \hline \end{array}$$

$$\begin{array}{r} 78 \\ +15 \\ \hline \end{array}$$

$$\begin{array}{r} 17 \\ +78 \\ \hline \end{array}$$

$$\begin{array}{r} 74 \\ +19 \\ \hline \end{array}$$

$$\begin{array}{r} 36 \\ +29 \\ \hline \end{array}$$

$$\begin{array}{r} 14 \\ +38 \\ \hline \end{array}$$

$$\begin{array}{r} 39 \\ +13 \\ \hline \end{array}$$

$$\begin{array}{r} 48 \\ +45 \\ \hline \end{array}$$

$$\begin{array}{r} 16 \\ +38 \\ \hline \end{array}$$














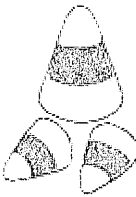







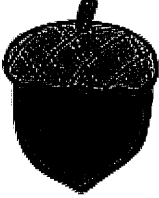


I double checked my work.





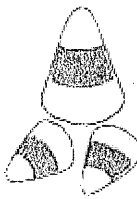
Name: _____

Complete the Fall Pattern

Study each pattern below.


Use the images at the bottom to complete each pattern in the boxes on the right.


				
-------------------------------------------------------------------------------------	-------------------------------------------------------------------------------------	-------------------------------------------------------------------------------------	--------------------------------------------------------------------------------------	---------------------------------------------------------------------------------------

Apple Picking Word Search

apples
autumn
barrel
cider
ladder
picking
pie
wagon



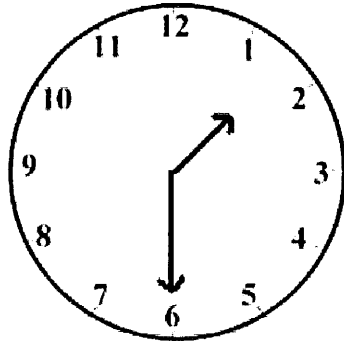
z b w s h p v p o z
p n p z t b s y q h
l c f j m a l a p z
n s u c p r a p l f
g q r a i r d p h v
r n e u c e d l f z
e o e t k l e e f v
d g k u i w r s e f
i a g m n m r w i l
c w g n g d h p p e



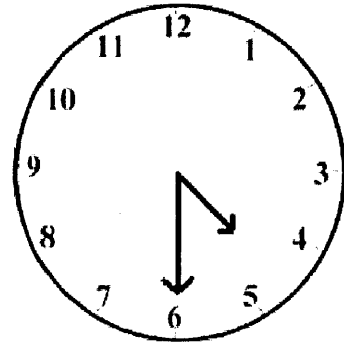
Student Name: _____


Score: _____

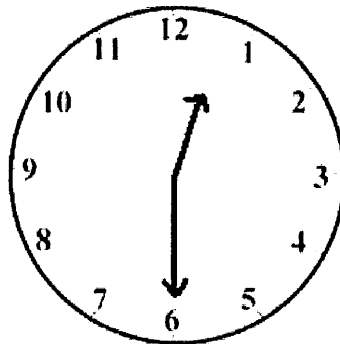
Write Time

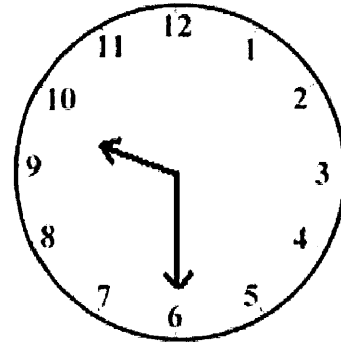


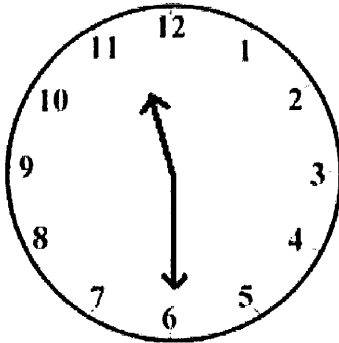
1:30

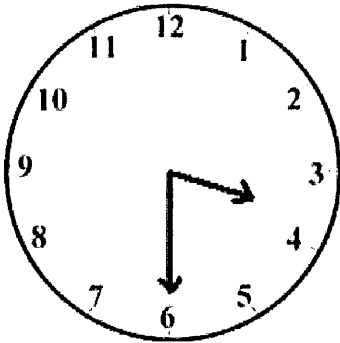


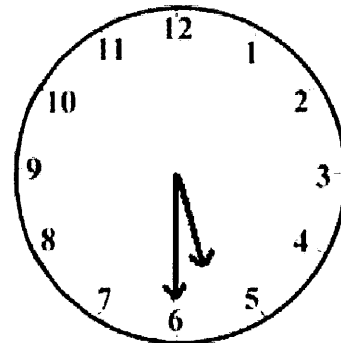












COUNTING QUARTERS, DIMES, NICKELS AND PENNIES SHEET 1

Match the money with the amount shown.



41¢



45¢



21¢



31¢



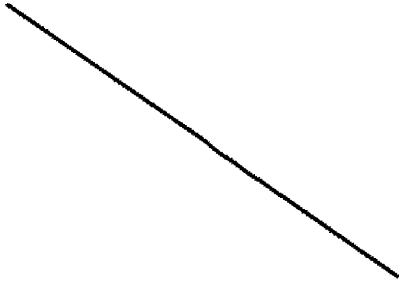
27¢




61¢



17¢







4 SALE

PUMPKINS
SQUASH
STRAW





PUMPKIN
PATCH



FARM FRESH

