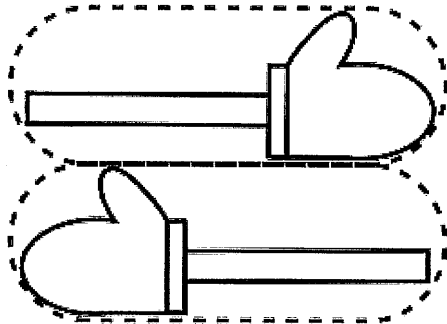

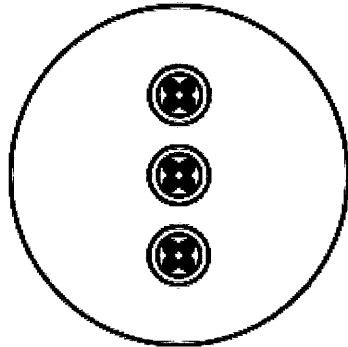

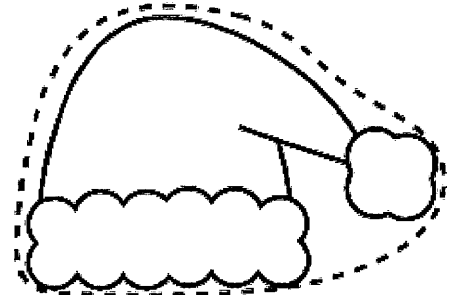


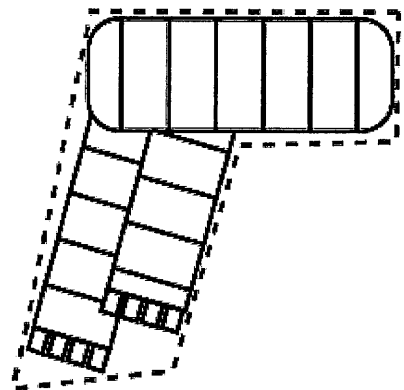

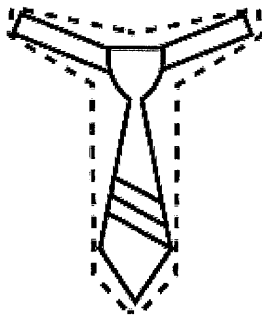


Build a Snowman!



- 1) If printed in black and white, color or paint and let dry.
- 2) Put the bottom circle, and middle circle together.
- 3) Choose something to go on your snowman's neck and glue it on to the two circles
- 4) Glue the head on
- 5) Choose a hat and glue it on top of the snowman's head.
- 6) Glue on the arms.

Note: If your snow man is really a snow woman, draw on some eye lashes :-)

















Name _____

Date _____



COUNT THE MONEY TO \$10 SHEET 1

Write the total amount of money at the end of each row.

		\$6.10
		_____
		_____
		_____
		_____
		_____
		_____








Name _____


Date _____



COUNT THE MONEY TO \$10 SHEET 1

Write the total amount of money at the end of each row.


						
\$6.10	_____	_____	_____	_____	_____	_____




Half-Hour Match Up




View the time on the clocks. Draw a line from the time to the correct time on the clock.




11:30




2:30




4:30




7:30




12:30




3:30




9:30




5:30




1:30




8:30



10:30



6:30



Which Clock is it?

Name:

5:00
12:00
3:00

9:00
12:00
3:00

5:00
12:00
3:00

11:00
12:00
3:00

5:00
6:00
3:00

4:00
12:00
2:00

8:00
12:00
3:00

5:00
12:00
10:00

5:00
12:00
4:00

5:00
7:00
3:00



Color the correct time shown on the clock.



Copyright © 2017 Preschoolplanet.us All Right Reserved
More Worksheets at:
<https://preschoolplanet.us/category/worksheets/>

Printable Secret Code Puzzle for kids!

Squigly's Space Secret Code

Can you solve Squigly's secret code? Fill in the letters from the clues provided. Print and solve this fun puzzle!

Directions:

Each letter has a symbol, to decipher Squigly's code just print the letter on the line given, that goes with the symbol. Good Luck

A	B	C	D	E	F	G	H	I	J	K	L	M
..	:	"	::	=.	/	.I.	<	>	/	{}	=	^>
N	O	P	Q	R	S	T	U	V	W	X	Y	Z
*.	:j	()	\	<^	<>).	::	::	""	*	^*	..

.. :j ^* :j :: ^> .. () =.

.. "" > <> < "" < =. *.

^* :j :: <> =. =. ..



<> < :j :j). > * .I. <>). .. <^?

Squigly's Playhouse

Name _____

Sort the words.

Noun

Verb

Adjective

truck | yellow | home | quick | yell

run | huge | sleep | cat | plate

talk | snow | eat | little | slow

Name _____

Date _____

Months of the Year

Read each clue, then select the correct month.

January	February	March	April
May	June	July	August
September	October	November	December

1. Sixth month of the year:

June

2. Month between January and March:

3. Last month of the year:

4. Fifth month of the year:

5. Month after August:

6. Month before August:

7. Fourth month of the year:

8. Month before November:

9. Month after February:

10. Eighth month of the year:


11. First month of the year:

12. Month after October:

ai

Name: _____

The Snail




Gail the snail was very sad.
She felt like she was too plain.
“I know how to fix this!” she
said in her brain. “I will stain my shell with paint!”
Gail did not want to wait. She got a pail and started
to paint. Oh no! It started to rain. The paint
washed off. Gail the snail was plain again! 😊 😊 😊

① Why was Gail sad?

② What did Gail do to her shell?

③ At the end, why was Gail plain again?


George Washington



Finding the Facts

George Washington is known as the “Father of Our Country.” Read about George Washington to see why he was given this nickname. After you read, complete the sentences.

George Washington was born in Virginia on February 22, 1732. At this time, America was ruled by **England**. When he was a young boy, George had to travel a very long distance to get to school. To get to his first school, George had to walk seven miles each way. George studied hard and became a surveyor. A **surveyor** is someone who measures land and makes maps. George Washington’s home was a farm called **Mount Vernon**. As an adult, he married a woman named **Martha Custis**. Martha had two children, and George helped raise them. At this time, there were a lot of people living in America who did not want America to be part of England anymore. George Washington was chosen to be the **Commander in Chief of the American army**. He fought in the Revolutionary War so that America could be a separate country. After a long and difficult fight, America won the war and gained its independence from England. It became the United States of America, and George Washington was elected as the first president in 1789. At that time, the capital of the United States was New York. The capital later became Washington, D.C., named for George Washington.



- 1) When George Washington was born, America was ruled by _____.
- 2) George Washington’s first job was as a surveyor. A surveyor is someone who _____.
- 3) George Washington’s home was called _____.
- 4) Martha Custis was the _____ of George Washington.
- 5) George Washington was the Commander in Chief of the _____ army.




WINTER WORD SEARCH

M C H X B Z P Q I Y E M M A M
J X O S N O W F L A K E C S Q
O I S M O R E J O P Z D Z Q Z
B G N F H T R C A N U C L Y R
E L D S Z J O D X C W P X F I
S O V B E C M B R Q K Q Y D D
H O U I T P S P L P T E B C F
O U V O T N N N T I A D T E R
V S H S F F O A O C Z I C Y O
E R W G R S W I P W F Z F D S
L X S D O Q M R C R B M A U T
M U E Z Z L A F A I A A Y R Y
L L I C E G N C L U C M L A D
S E L X N A S O D F D L Y L X
M I T T E N S B Z N D L E O B

BLIZZARD
FROSTY
FROZEN
HOT COCOA
ICICLE

ICY
IGLOO
JACKET
MITTENS
SCARF

SHOVEL
SLED
SNOWBALL
SNOWFLAKE
SNOWMAN



Name _____

Date _____



MULTIPLICATION TO 5x5 SHEET 1

Work out these multiplication facts.

1) $1 \times 1 = \underline{\quad}$

16) $4 \times 1 = \underline{\quad}$

2) $1 \times 2 = \underline{\quad}$

17) $4 \times 2 = \underline{\quad}$

3) $1 \times 3 = \underline{\quad}$

18) $4 \times 3 = \underline{\quad}$

4) $1 \times 4 = \underline{\quad}$

19) $4 \times 4 = \underline{\quad}$

5) $1 \times 5 = \underline{\quad}$

20) $4 \times 5 = \underline{\quad}$

6) $2 \times 1 = \underline{\quad}$

21) $5 \times 1 = \underline{\quad}$

7) $2 \times 2 = \underline{\quad}$

22) $5 \times 2 = \underline{\quad}$

8) $2 \times 3 = \underline{\quad}$

23) $5 \times 3 = \underline{\quad}$

9) $2 \times 4 = \underline{\quad}$

24) $5 \times 4 = \underline{\quad}$

10) $2 \times 5 = \underline{\quad}$

25) $5 \times 5 = \underline{\quad}$

11) $3 \times 1 = \underline{\quad}$

26) $2 \times 4 = \underline{\quad}$

12) $3 \times 2 = \underline{\quad}$

27) $3 \times 3 = \underline{\quad}$

13) $3 \times 3 = \underline{\quad}$

28) $5 \times 1 = \underline{\quad}$


14) $3 \times 4 = \underline{\quad}$

29) $1 \times 4 = \underline{\quad}$

15) $3 \times 5 = \underline{\quad}$

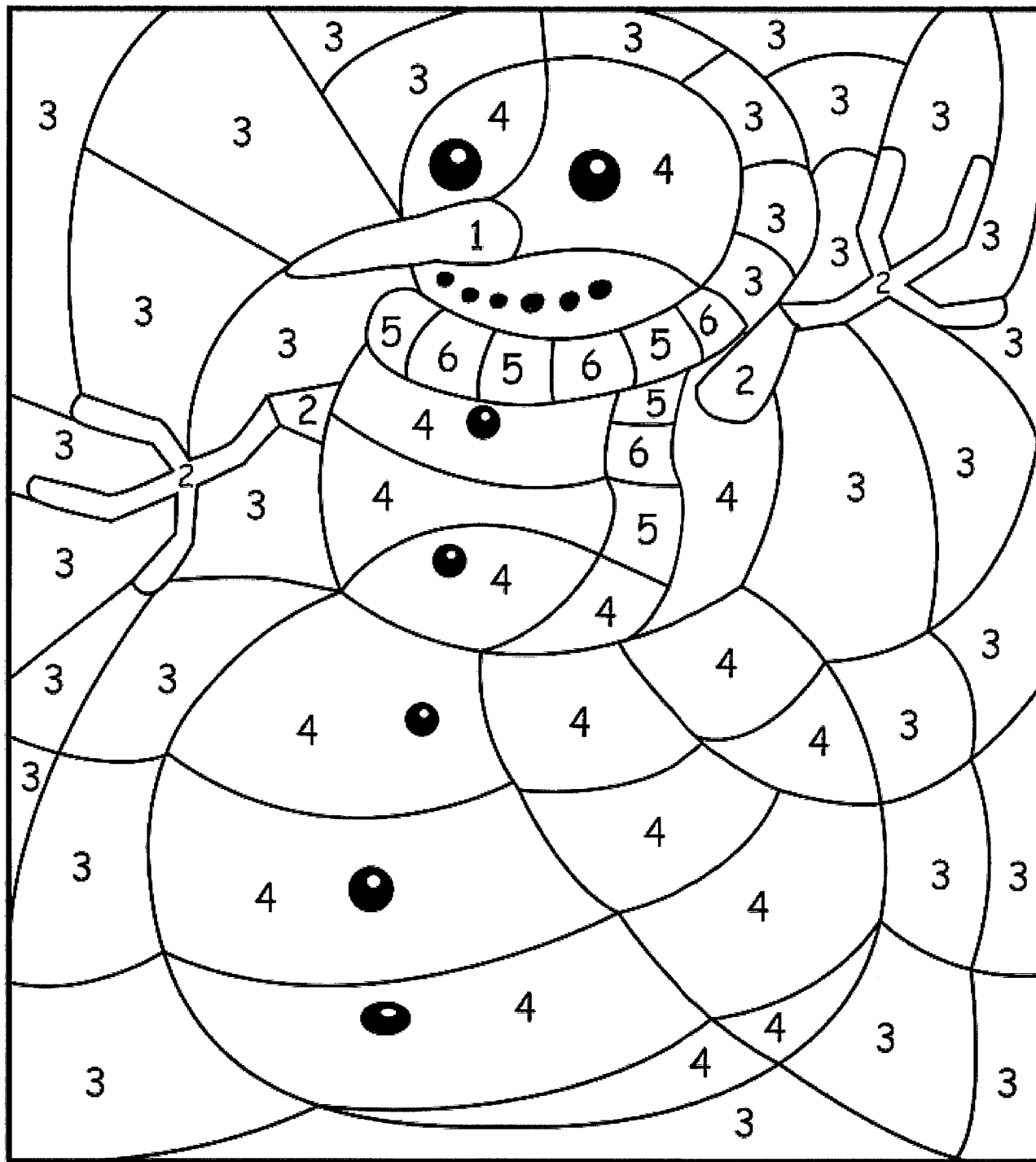
30) $4 \times 0 = \underline{\quad}$



Question: Is 3×5 the same as 5×3 ?







2ND GRADE

MATH-SALAMANDERS.COM



 1 = orange
 2 = brown

 3 = blue
 4 = white

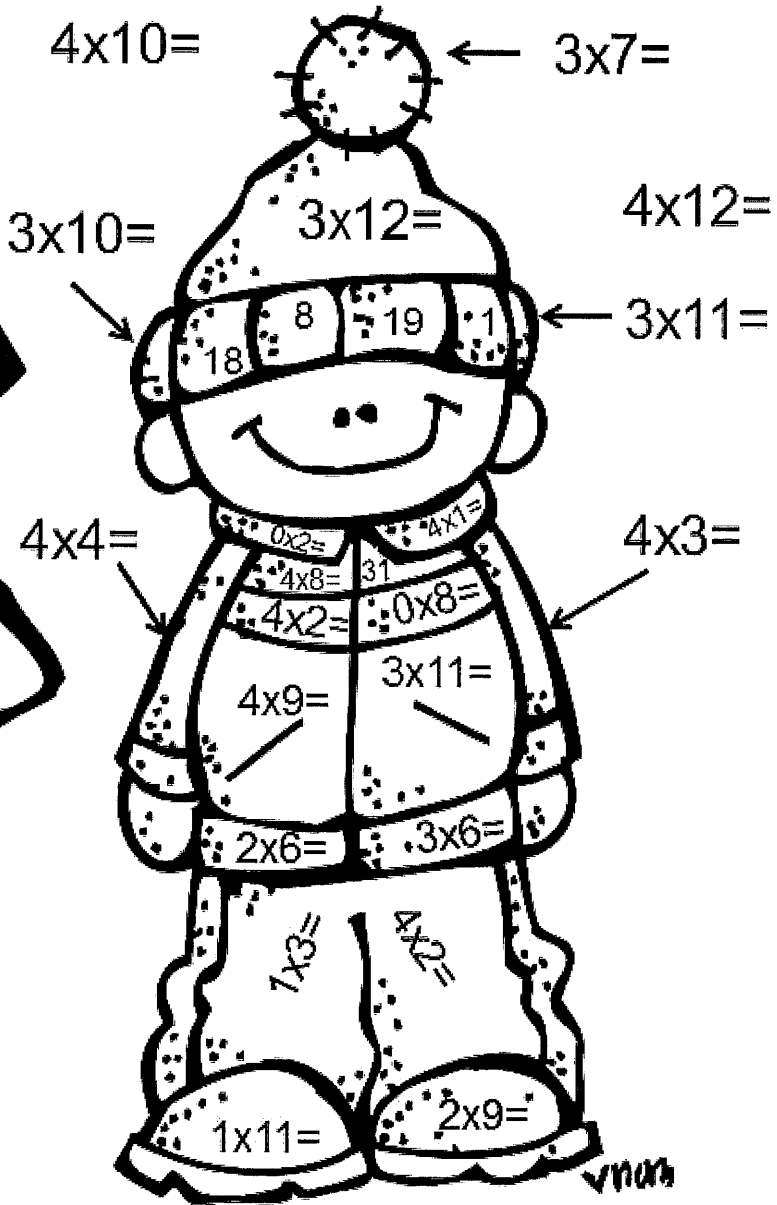
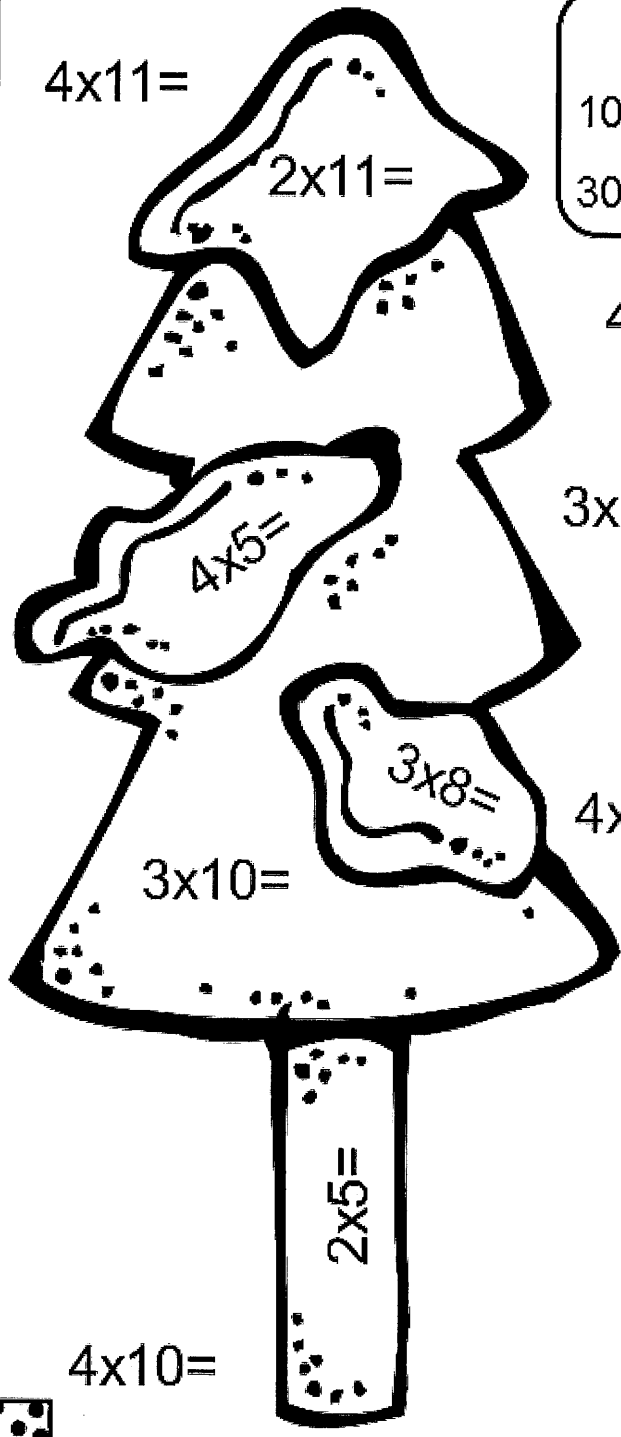
 5 = green
 6 = red

Name: _____

Directions: Color by code. Pick your own skin tone.

code

0 - 9 = Blue	
10 - 19 = Brown	20 - 29 = White
30 - 39 = Green	40 - 49 = Light Blue



© www.FernSmithsClassroomIdeas.com

0 to 4


3.OA.A.1





BELT

THIS SLOTH IS THE WORLD'S
FIRST PET, AND GUY'S BEST FRIEND.
BELT CAN'T TALK, BUT HIS SIGNATURE
SING-SONG EXPRESSION OF DOOM
"DA DA DAAAAAAA!" SPEAKS VOLUMES.



DREAMWORKS
THE CROODS

COLORING PAGE



E E P

GRUG'S REBELLIOUS TEENAGE DAUGHTER IS TRYING TO DRAG HER FAMILY KICKING AND SCREAMING INTO THE FUTURE. HER NAGGING FEELING THAT THERE MIGHT BE MORE TO LIFE OUTSIDE THE FAMILY CAVE IS CONFIRMED WHEN THE CROODS EMBARK ON A JOURNEY OF A LIFETIME.

PG PARENTAL STRONG CAUTION
SOME SCARY ACTION

The Croods © 2018 DreamWorks Animation LLC. All Rights Reserved.

